

Point-to-Point Backhaul Radio Surveillance Backhaul Made Easy

Incredible performance

Narrow Beam width 5MHz/ 10MHz



WIS-L515AC is a 900Mbps 2*2MIMO Hi-Power outdoor wireless bridge based on 802.11a/n/ac technology. Featuring the revolutionary TDMA Intelligent Dynamic Polling Protocol technology, WIS-L515AC is fully compatible with WIS base station and bridge thus greatly improving the networks calability in throughput and latency.WIS-L515AC is best applied to rural wireless Internet,wireless backhaul and other industrial wireless surveillance solutions.

WIS new WIS-L515AC 500+ Mbps throughput - a result of powerful hardware platform with 802.11ac technology based radio .Incorporating a QCA 9563 CPU (750 MHz), a QCA 9882 radio and 64 MB ytes of RAM and 16MBytes of flash memory the, WIS-L515AC series devices are an ideal solution for capacity demanding applications.

State of the art RF design with great output power and sensitivity parameters improve range and capacity over highest the modulation - 256 QAM. The 24V Gigabit Ethernet port (passive PoE) allows utilizing the full capacity of the radio when used in a point-to-point or point-to-multipoint network design.

Features

- Incredible Long Range
- Upto 29dBm Tx Power
- 15dBi MIMO Patch antenna
- Wireless Speed 500+Bandwidth
- Narrow Beam width 5MHz/ 10MHz
- Noise Free, Zero Interference
- IP66 Waterproof
- 7km+Availability



WIS-L515AC is a high-performance, high-speed outdoor long-distance wireless bridge with characteristics such as long transmission distance, strong penetration ability, and strong anti-interference ability. just called as zero interference Product.

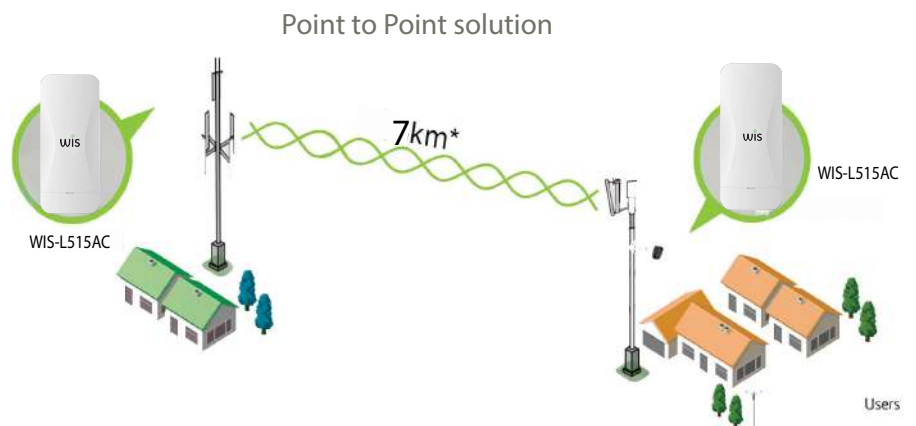


Full Feature & Performance

- Full WIS OS Support
- Auto-Distance Adjust
- 7km+Availability
- Fully Managed by WIS Centrally Software

Wireless Solutions for Surveillance

- Cost-effective passive PoE
- IP66 Waterproof
- Multiple mounting methods
- Extremely Amazing Performance



15 dBi Directional
2X2 MIMO Antenna



15 KV ESD & 6KV
Lightning Protection



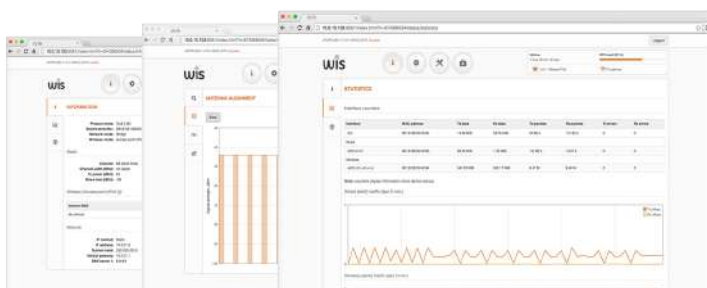
Narrow Beam
5MHz/10MHz



Centralized
Management

Powerfull OS

The Wis OS is a highly functional and easy to use operating system embedded in all Wis hardware devices for effortless setup and trouble free operation. High performance (500 Mbps) allows offering more bandwidth together with additional services such as VoIP and IPTV. This is possible when using Wis's smart QoS mechanism and multicast traffic enhancements for triple play services. Such services are essential for all next generation service providers to complement their existing portfolios. iPoll, WIS's proprietary transmission protocol, ensures smooth performance with a high number of clients even in noisy environments.





Specifications

Distance recommendation	PTMP mode	PTP mode
WIS-L515AC	5 km/ 3.11 mi	7 km/ 4.35 mi

Wireless

WLAN standard	IEEE 802.11 a/n/ac, iPoll 3
Radio mode	MIMO 2x2
Radio frequency band	5 GHz models: 4.90 - 6.10 GHz (country dependent)

Transmit power	Up to 29 dBm (country dependent)
Channel size	5, 10, 20, 40, 80 MHz

Data rates	802.11 ac @ 40 MHz: 400, 360, 300, 270, 240, 180, 120, 90, 60, 30 Mbps 802.11 ac @ 80 MHz: 866, 780, 650, 585, 520, 390, 260, 195, 130, 65 Mbps
------------	--

5G TX Power	802.11a	54M	24±2dBm	6M	27±2dBm
	802.11n HT20	MCS7	23±2dBm	MCS0	26±2dBm
	802.11n HT40	MCS7	22±2dBm	MCS0	25±2dBm
	802.11ac	MCS9	21±2dBm	MCS0	24±2dBm
5G Receiving Sensitivity	802.11a	54M	-72dBm	6M	-92dBm
	802.11n HT20	MCS7	-70dBm	MCS0	-89dBm
	802.11n HT40	MCS7	-68dBm	MCS0	-87dBm
	802.11ac	MCS9	-58dBm	MCS0	-85dBm

5G EVM	802.11a_54M: ≤-25 dB; 802.11n_MCS7: ≤-28 dB; 802.11AC_MCS9: ≤-32dB
ppm	±20ppm
Reset	Press 10 seconds for factory resetting.

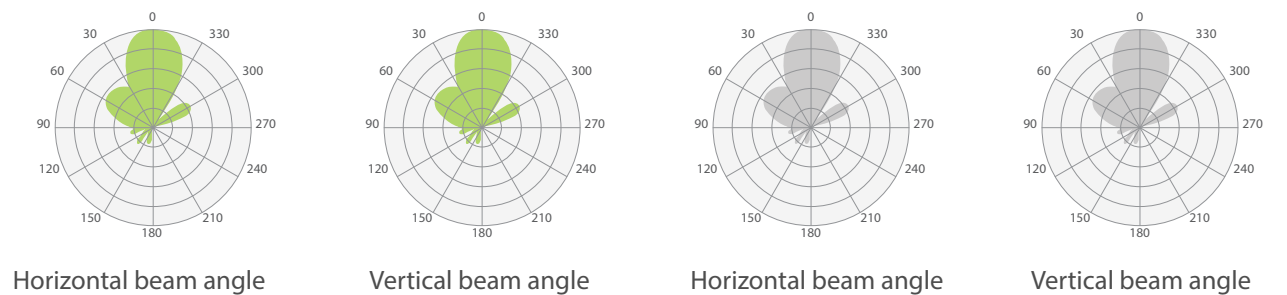
Management

Working mode	Access Point (Automatic WDS), Access Point (TDMA3), Site (WDS/TDMA3), Site (ARPNAT)
Wireless	Intelligent dynamic polling, automatic channel selection, automatic modulation mode selection, automatic transmission power control (ATPC)
Wireless Safety	WPA/WPA2 personal encryption, WPA/WPA2 enterprise encryption, WACL, user isolation
Wireless QoS	TDMA implements 4 queue priority
Network mode	IPv4 IPv6
VLAN	Support VLAN and VLAN transparent transmission
WAN protocol	Static IP, DHCP client
Service	DHCP service, SNMP service, NTP client, route tracking, ping watchdog
Management	HTTP(S) GUI, SSH, SNMP read, WNMS, Telnet



Antenna	
Type	Integrated Dual-Polarized Directional Panel Antenna
Gain	15dBi
Wired	
Interface	10/100/1000 Base-T, RJ45
Power	
Power Supply	24 VDC passive PoE (AC to 24 VDC adapter is included in the package)
Power Source	100 – 240VAC
Max Power Consumption	10W
Indicators	Power, WAN, Signal*4
Temperature	Working: -40°C to 70°C ; Storage: -40°C to 70°C ; Humidity: 5%~95%(Non-Condensing)
IP Grade	IP66
ESD	15 kV
Lightning Protection	6 kV
Physical	
Dimensions	430mm*98mm*80mm
Weight	185 g (0.4 lb)
Mounting	Pole mounting bracket included
Environmental	
Operating temperature	-40°C (-40 F) ~ +65°C (+149 F)
Humidity	0 ~ 90 % (non-condensing)
Warranty	3 years
Regulatory	
Certification	CE/ROHS

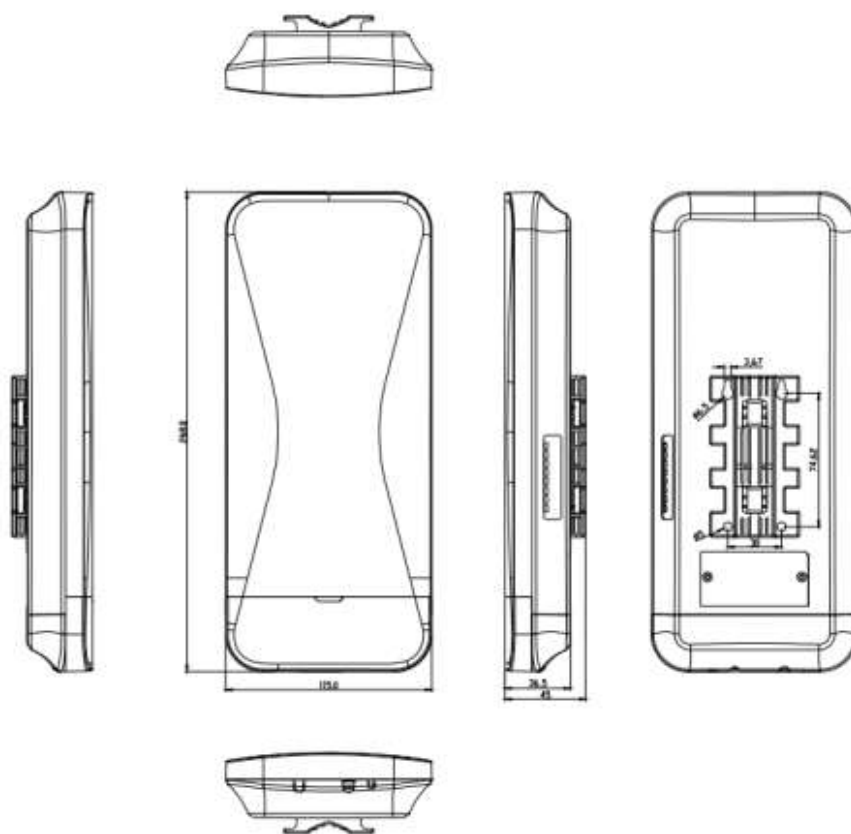
Antenna specifications





Frequency Range	4.9 - 6.1GHz
Gain	15dBi
Polarization	Dual Linear
Polarization mode	Vertical/horizontal dual polarization
Azimuth Beamwidth (H pol)	33 deg
Azimuth Beamwidth (V pol)	33 deg

Dimension



ORDERING INFORMATION

WIS-L515AC

5GHz Outdoor Long distance Bridge



*Product specifications and availability are subject to change without notice

